



AEGIS® Stick & Go Tethering Cables

LIPHA
TECH



« Fix it easily ! »


LIPHA **TECH**





AEGIS[®] Stick & Go Tethering Cables

LIPHA
TECH



Aegis[®] Stick & Go

is a tethering cable

- easy-to-use and quick to install
- secure all types of bait stations in any situation

Cable features

Ready-to-use

Strong and flexible stainless cable

40cm long

Double-sided tape on one side


Loop on the other side



AEGIS® Stick & Go Tethering Cables





Your needs	Benefits of AEGIS Cables	
To fix a bait station should be as quick as possible	<u>AEGIS Cable is ready-to-use</u>	Bait stations quickly secured → save time
Reliable adhesion on all surfaces	Double-sided tape is very strong and works on concrete, bricks, paint, etc.	Reliable on all cleaned surfaces
Bait station should be loose to be able to clean underneath	Length of the cable allows to move the bait station	Comply with premise's hygiene requirements
Fixation must not damage the wall	Strong tape → drilling is not necessary (but you still have the option though)	Can be used in any premises





AEGIS[®] Stick & Go Tethering Cables

LIPHA
TECH

- Aegis[®] RP Bait Station



① Insert the loophole through the drain hole or the tunnel entrance.
Then slip the tape end through the loop to secure.



② Peel the backing off the tape and apply firmly to cleaned surface.


For outdoor use, we advise to do the loop around a pole, fence, etc. and apply the tape end to the inside of the station




AEGIS[®] Stick & Go Tethering Cables

LIPHA
TECH

- Aegis[®] Mouse Bait Station



① Place the cable along the hinge and let the loop outside



② Peel the backing off the tape and apply firmly to cleaned surface.